

TBE in Romania

Lidia Chitimia-Dobler, Adriana Hristea, Wilhelm Erber
and Tamara Vuković-Janković

E-CDC risk status: endemic (no new data available as of May 2023)

History and current situation

Based on an epidemiological survey performed,¹ human TBEV neuroinfections may have an endemic emergent course, and natural foci are in full territorial expansion. Identified risk areas are Tulcea district, Transylvania, at the base of the Carpathian Mountains and the Transylvanian Alps.^{2,3} TBE has been a notifiable disease since 1996. Surveillance of TBE is not done at the country level, only regionally in some counties (northern/central/western part, close to Hungary). The passive surveillance system was implemented in 2008. However, there is no regular screening and the relative risk of contracting this disease is unknown. In 1999, an outbreak of TBE in humans was recorded with a total of at least 38 human cases.⁴ The probable cause of the outbreak was goat milk and raw goat milk products. Subsequent studies to detect TBEV in ticks in the affected regions resulted in a non-specified number of TBEV isolates, which were described as belonging to the European subtype of TBEV. A publication of the neighboring Republic of Moldova described the existence of the Far-eastern subtype of TBEV just at the border to Romania.⁵

In 2001–2006, an epidemiological survey of TBEV infection in 1,669 individuals from 11 Transylvanian counties showed a seroprevalence rate in the general population of 0.6%; higher rates were found in at-risk populations: 5.8% in those living around natural foci and up to 41.5% in those with known occupational risks.^{1,6}

In 2008, a seroprevalence study was published testing 5,063 sera from humans and 2,336 sera from animals derived from a total of 20 counties all over Romania during the years 1985 to 1993. The overall seroprevalence rate was found to be 6.5% for humans and 10.0% for animals with ranges from 0% to 19.4% for individual counties. The testing was done using hemagglutination inhibition testing without further confirmation by neutralization test.⁷ A recent prevalence antibody study published in 2017, which studied by serum neutralization test, 519 sheep samples from 5 Romanian counties provided a total seroprevalence rate of 15.2% with ranges from 2.0% to 27.7%. The data are summed up in [Table 3](#).

During an unpublished study from 2011–2012, a total of 6,548 nymphs and 853 adult ticks of the species *Ixodes ricinus* from the Romanian counties Alba, Cluj, Ilfov, Mures and Sibiu, including the region of outbreak in 1999, were tested by real time-RT-PCR. All ticks were found to be

negative. Testing of 74 sheep sera by TBEV neutralization test gave 6/60 (10%) sera from sheep from Sibiu county, while all other sera were found negative.⁷ In the same study the goat flock, which presumably caused the milk-borne outbreak in 1999 in the county of Sibiu was serologically tested by neutralization test. 10/10 (100%) goats of the flock showed positive antibody titers for TBEV.⁷

In the period between 2006–2015 the studies undertaken showed that the most frequent species of ticks in Romania is *I. ricinus*. Three Romanian counties were selected as ticks sampling sites (Sibiu, Tulcea and Giurgiu), collected from vegetation, livestock and reptiles. Specific RNAs from TBEV were detected (3' UTR-genomic region) in <1% of *I. ricinus* pools.⁸

Overview of TBE in Romania

Table 1: Virus, vector, transmission of TBE in Romania

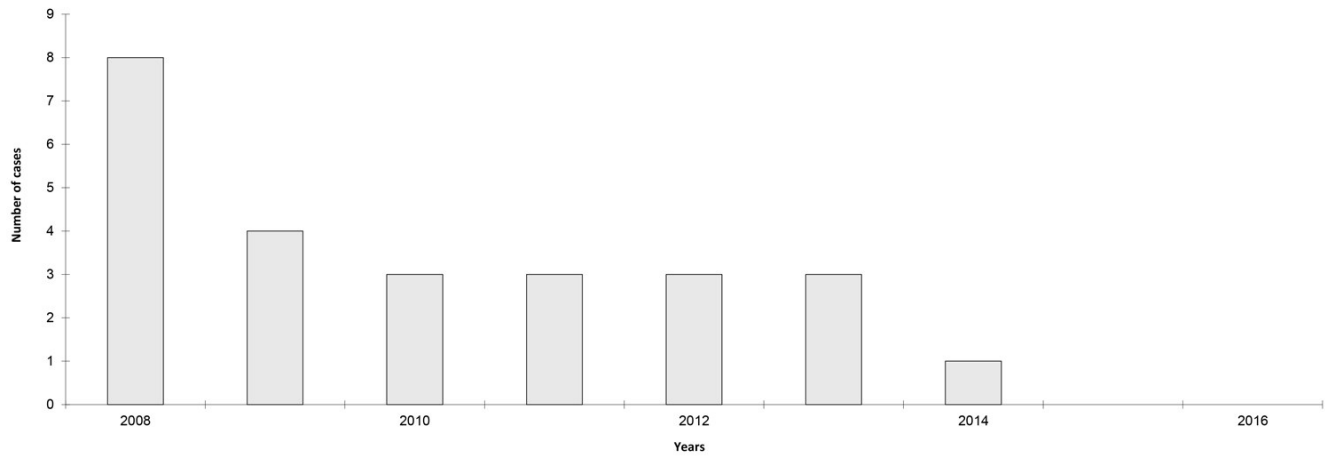
Viral subtypes, distribution	European subtype; possibly Far-Eastern subtype (?) ^{1,5}
Reservoir animals	No data
Infected tick species (%)	<i>I. ricinus</i> - estimated prevalence of TBE virus <1% ⁸
Dairy product transmission	Outbreak in 1999 in Sibiu county with at least 38 human cases ⁴

Table 2: TBE reporting and vaccine prevention in Romania

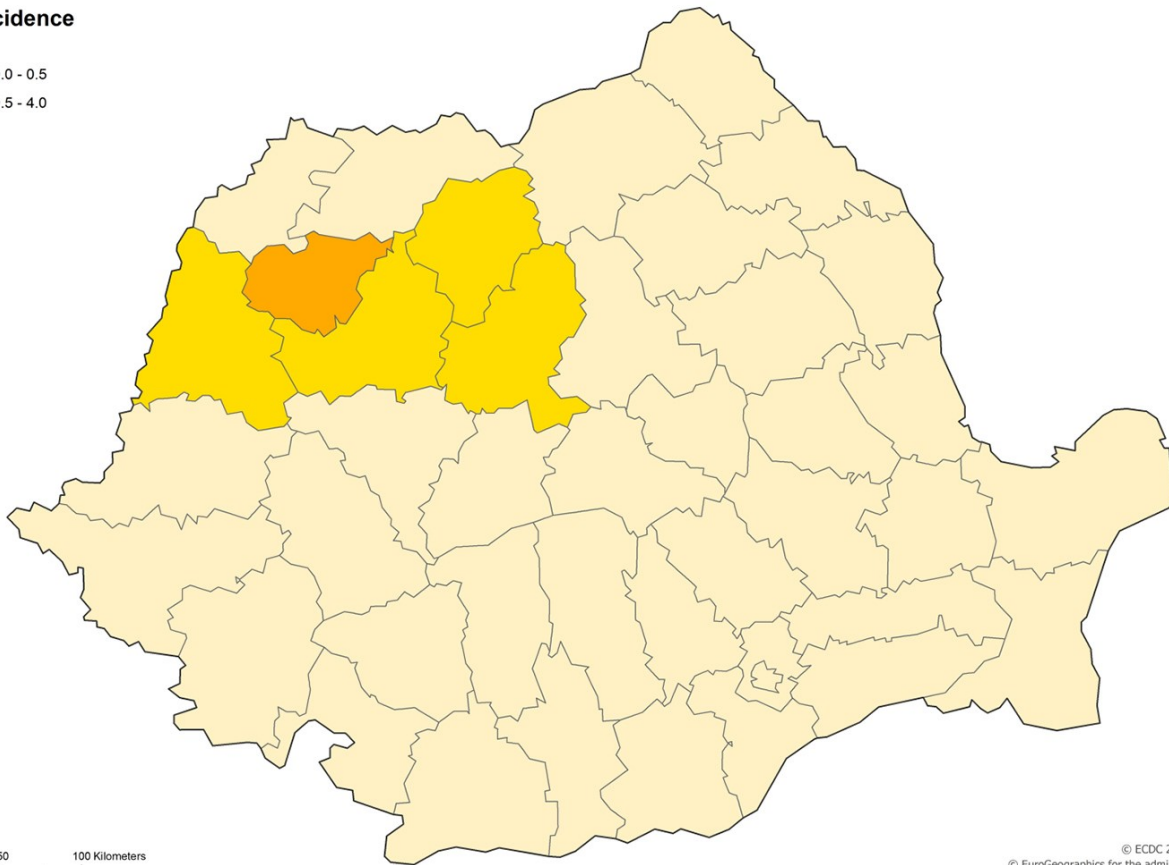
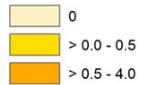
Mandatory TBE reporting	Since 2008
Other TBE surveillance	No data
Special clinical features	No data
Available vaccines	FSME-IMMUN
Vaccination recommendations and reimbursement	No national TBE vaccination policy and/or recommendations implemented
Vaccine uptake by age group/risk group/general population	Unknown
Name, address/website of TBE NRC	Centrul de Prevenire si Control a Bolilor Transmisibile, Bucurest; https://cnscbt.ro/

Table 3: Seroprevalence rates against TBEV in humans and animals in different counties of Romania

County	No. of sera	Study Ionescu et al. 2008 ⁶	Study Salat et al. 2017 ⁹
Alba	49 human	4.0%	
	190 animal	0%	
Bihor	119 sheep		27.7%
Bistrita-Nasaud	626 human	4.6%	
	100 sheep		12.0%
Caras Severin	52 human	3.8%	
	241 animal	2.0%	
Calarasi	651 human	1.6%	
	501 animal	0%	
Cluj	328 human	4.5%	
	100 sheep		11.0%
Constanta	433 human	1.1%	
Dolj	117 human	2.5%	
Gorj	75 human	4.0%	
Hunedoara	52 human	3.8%	
	108 animal	18.5%	
Iasi	41 human	0%	
Maramures	873 human	19.4%	
	492 animal	17.4%	
Mures	82 human	7.3%	
	354 animal	14.4%	
	100 sheep	0%	2.0%
Olt	54 human	9.2%	
Prahova	86 human	5.8%	
Sibiu	74 human	3.0%	
Salaj	100 sheep		20.0%
Suceava	407 human	83%	
	213 animal	23.4%	
Timis	168 human	2.3%	
Tulcea	180 human	7.7%	
	202 animal	9.4%	
Valcea	81 human	3.7%	
	35 animal	11.4%	
Bucuresti	186 human	2.6%	

Figure 1: Burden of TBE in Romania over time⁷

Source Data: Appendix—Figure 1

Figure 2: TBEV-isolation and TBE cases in Romania**TBE incidence**

© ECDC 2012 / SRS-EM / EVD
© EuroGeographics for the administrative boundaries

Source: European Centre for Disease Prevention and Control. Epidemiological situation of tick-borne encephalitis in the European Union and European Free Trade Association countries. Stockholm: ECDC; 2012.

Appendix

Source data: Figure 1

Year	Number of TBE cases	TBE incidence /10 ⁵
2008	8	0.04
2009	4	0.02
2010	3	0.01
2011	3	0.01
2012	3	0.01
2013	3	0.01
2014	1	0.00
2015	0	0.00
2016	0	0.00
2017		
2018		
2019		
2020	0	0.00
2021	No data	
2022	No data	

Contact: lydiachitimia@gmail.com

Citation:

Chitimia-Dobler L, Hristea A, Erber W, Vuković-Janković T. TBE in Romania. Chapter 12b. In: Dobler G, Erber W, Bröker M, Schmitt HJ, eds. *The TBE Book*. 6th ed. Singapore: Global Health Press;2023. doi: 10.33442/26613980_12b26-6

References

- Molnar GB, Perseca T, Feder A, Pacuraru D, Marialaki E, Cojan A. Epidemiological assessment of morbidity and natural foci of TBE-CEE virus infection in Transylvania. *Rev Med Chir Soc Med Nat Iasi*. 2008;112:471-7.
- Kollaritsch H, et al. Background document on vaccines and vaccination against tick-borne encephalitis. Geneva, WHO Strategic Advisory Group of Experts on Immunization. Available at: http://www.who.int/immunization/sage/6_TBE_backgr_18_Mar_net_apr_2011.pdf [Accessed May 2017]
- Süss J. Tick-borne encephalitis in Europe and beyond--the epidemiological situation as of 2007. *Euro Surveill*. 2008;13(26). pii:18916.
- Ionescu L, Alexse A, Ceianu C, Neculescu M, Popescu D, Bicheru S, Dumitrescu G, Cumpanasoiu CE, Cumpanasoiu C, Pasat L, Tirziu E. Investigation methods used for identifying the presence of tick-borne encephalitis virus (TBEV) in vector arthropods. *Lucr Stiin Med Vet*. 2009;17(9):288-93.
- Ponomareva EP, Mikryukova TP, Gori AV, Kartashov MY, Protopopova EV, Chausov EV, Konovalova SN, tupota NL, Gheorghita SD, Burlacu VI, Ternovoi VA, Loktev VB. Detection of Far-Eastern subtype of tick-borne encephalitis viral RNA in ticks collected in the Republic of Moldova. *J Vector Borne Dis*. 2015;52:334-6.
- Ionescu L, Neculescu M, Alexse A, Ceianu C, Popescu D, Bicheru S, Ordeanu V; Nicolescu G, Vladimirescu AL, Postoarca A. Infection with tick-borne encephalitis virus in Romania (in Romanian). *Rev Rom Med Vet*. 2008;3:69-79.
- Kahl O, Chitimia-Dobler L, Süss J. unpublished data.
- Vladimirescu A, Dumitrescu G, Ionescu L, et al. Real-Time PCR studies regarding the *Borrelia burgdorferi*, *Francisella tularensis*, tick-borne encephalitis virus (TBEV) and crimeean congo hemorrhagic fever virus (CCHFv) occurrence in the Romanian ticks. *Int J Infect Dis*. 2016;45S:193.
- Salat J, Mihalca AD, Mihaiu M, Modrý D, Ruzek D. Tick-borne encephalitis in sheep, Romania. *Emerg. Infect. Dis*. 2017;23:2065-7.
- Zavadska D, Anca I, André F, Bakir M, Chlibek R, Čížman M, Ivaskeviciene I, Mangarov A, Mészner Z, Pokorn M, Prymula R, Richter D, Salman N, Simurka P, Tamm E, Tešović G, Urbancikova I, Usonis V. Recommendations for tick-borne encephalitis vaccination from the Central European Vaccination Awareness Group (CEVAG). *Human Vaccin Immunother*. 2013;9:362-74.